



Standard

Comply with ANSI/EIA RS-310-D, DIN41497 part 1, IEC297-2, DIN41494 part 7, GB/T3047.2-92 standard.

Feature

19 inch width standard;

Removable Side Panels, side locks optional;

Knock off hole for entering cable on both top cover, bottom panel, rear panel

Turning angle of front door is over 180 degrees

Easy mounting installation

Unassembled package saving shipping space

Shelf and PDU are optional

Loading Capacity

800KG

Degree of Protection

IP20

Material


SPCC Cold Rolled Steel

Thickness:2.0mm-1.2mm-1.0mm

Surface Finish:

Powder coating

Cabinet details



Handle lock




Fan group



Zinc plated mounting profile
U mark



Removable side panels
(Side lock optional)

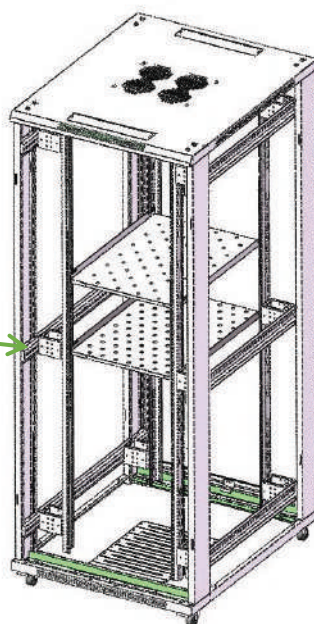
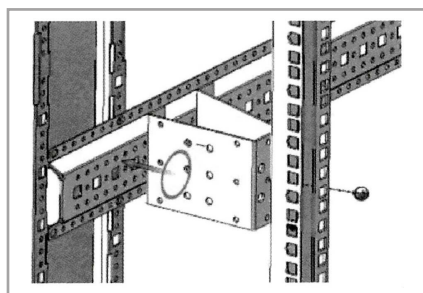


Cable entrance on rear panel

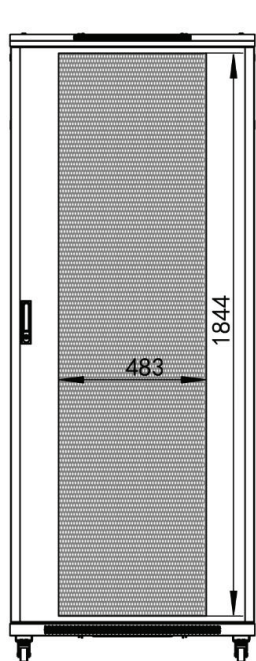


Ground wire

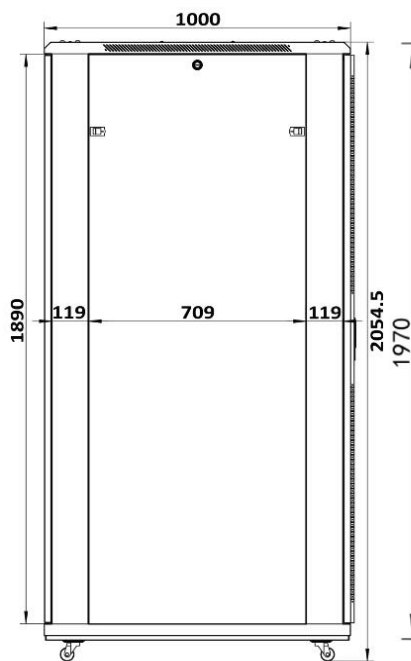
A3 Series Floor Standing Server Rack (width 800mm)



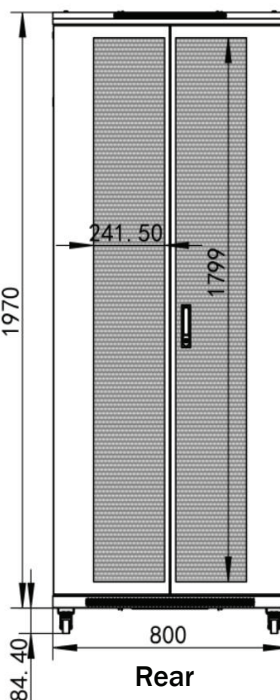
Main Dimension(42U 800 x 1000mm)



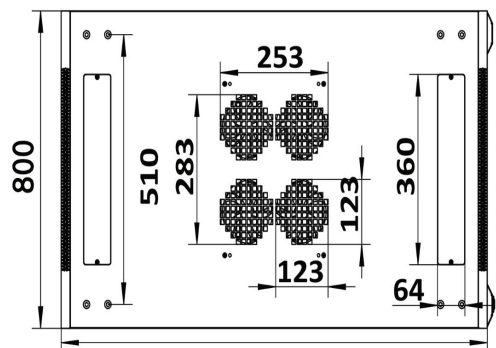
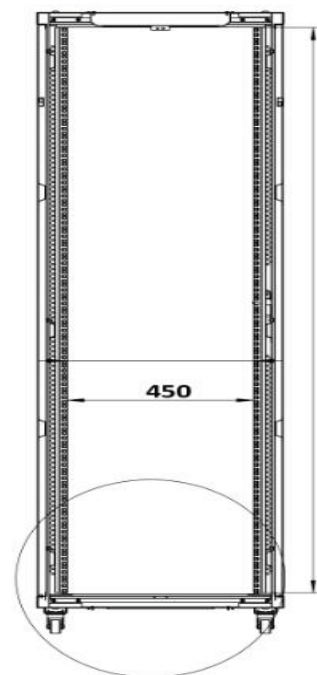
Front



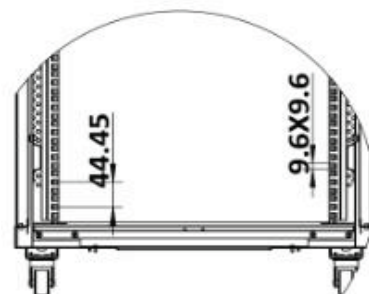
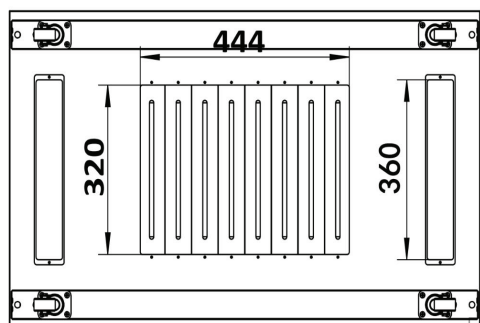
Side



Rear



Top



A3 Series Floor Standing Server Rack (width 800mm)





Specification

Model No.	Capacity (U)	Width (mm)	Depth (mm)	Height (mm)	Volume (CBM)	Standard accessories
A3.6618	18	600	600	987	0.131	2 fans
A3.6818			800		0.152	4 fans
A3.6018			1000		0.182	4 fans
A3.8818		800	800		0.212	4 fans
A3.8018			1000		0.240	4 fans
A3.6622	22	600	600	1164	0.146	2 fans
A3.6822			800		0.169	4 fans
A3.6022			1000		0.202	4 fans
A3.8822		800	800		0.238	4 fans
A3.8022			1000		0.267	4 fans
A3.6627	27	600	600	1387	0.166	2 fans
A3.6827			800		0.189	4 fans
A3.6027			1000		0.227	4 fans
A3.8827		800	800		0.268	4 fans
A3.8027			1000		0.299	4 fans
A3.6632	32	600	600	1609	0.186	2 fans
A3.6832			800		0.211	4 fans
A3.6032			1000		0.252	4 fans
A3.8832		800	800		0.301	4 fans
A3.8032			1000		0.333	4 fans
A3.6637	37	600	600	1832	0.229	2 fans
A3.6837			800		0.265	4 fans
A3.6037			1000		0.315	4 fans
A3.8837		800	800		0.364	4 fans
A3.8037			1000		0.405	4 fans
A3.6642	42	600	600	2054	0.248	2 fans
A3.6842			800		0.285	4 fans
A3.6042			1000		0.339	4 fans
A3.8842		800	800		0.394	4 fans
A3.8042			1000		0.437	4 fans
A3.6647	47	600	600	2276	0.291	2 fans
A3.6847			800		0.339	4 fans
A3.6047			1000		0.402	4 fans
A3.8847		800	800		0.457	4 fans
A3.8047			1000		0.509	4 fans

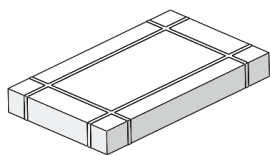
Main Parts

S/N	Specification	Quantity	Unit	Material	Surface Finish	Remark
1	Frame	2	Piece	SPCC cold rolled steel	Powder coated	
2	Side panel	2	Piece	SPCC cold rolled steel	Powder coated	
3	Top cover	1	Piece	SPCC cold rolled steel	Powder coated	
4	Bottom panel	1	Piece	SPCC cold rolled steel	Powder coated	
5	Mounting profile	4	Piece	SPCC cold rolled steel	Zinc plated	
6	Mounting rail	4/6	Piece	SPCC cold rolled steel	Powder coated	
7	Front door	1	Piece	Vented 78.1% mesh, single	Powder coated	
8	Back door	2	Piece	Vented 77.9% mesh, double	Powder coated	
9	Castors	4	Piece			
10	Leveling feet	4	Piece			
11	Lock	2	Piece			with 2 keys
12	M6 Square nut	30	Piece	Steel	Color Zinc	
13	M6 B-head screw	30	Piece	Steel	Color Zinc	
14	Allen wrench	1	Piece	Steel	Color Zinc	
15	Cubes	8/12	Piece	Steel	Powder Coated	
16	Cable Manager	2	Piece	Steel	Powder cotaed	optional

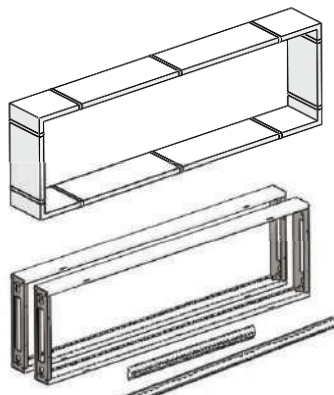
Color

RAL9004	RAL7035
black	grey
	

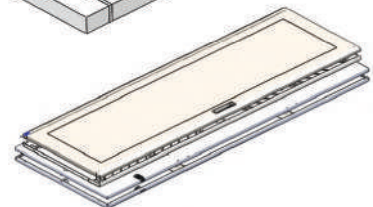
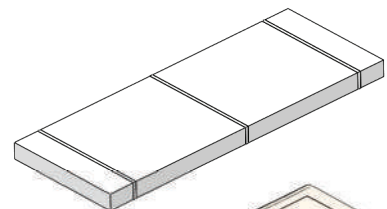
Unassembled packing details



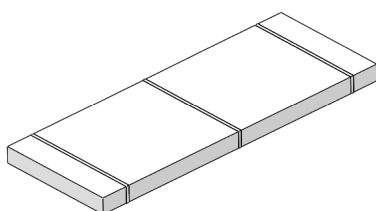
Carton 1: Top cover + Bottom cover



Carton 2: Cabinet frame + Mounting profile



Carton 3: Doors



Carton 4: Side panels